



Flexible Fuel Line Kit PA-255077

33-70RZ (Gasoline Fuel)


Standby Generator Sets

The flexible fuel line kit provides a flexible connection between the engine fuel fittings and the fuel tank plumbing. After the flexible fuel lines are installed, verify that all connections are tight. Observe all safety precautions during kit installation. For additional information on fuel system installation, consult the Standby Generator Installation Guide (ES-420).



⚠ WARNING **Accidental starting can cause death or serious personal injury.** Turn Generator Master Switch to OFF position, disconnect power to battery charger, and remove battery cables (remove negative lead first and reconnect it last) to disable generator set before working on any equipment connected to generator. The generator set can be started by automatic transfer switch or remote start/stop switch unless these precautions are followed.

⚠ WARNING



All fuels are highly explosive in a vapor state. Use extreme care when handling, storing, and using fuels. Store fuel in a well-ventilated area away from spark producing equipment and out of the reach of children. Never add fuel to the tank while the engine is running since spilled fuel may ignite on contact with hot parts or from ignition spark. Do not smoke or permit flame or spark to occur near potential sources of spilled fuel or fuel vapors. Keep fuel lines and connections tight and in good condition—don't replace flexible fuel lines with rigid lines. Flexible sections are used to avoid breakage due to vibration.

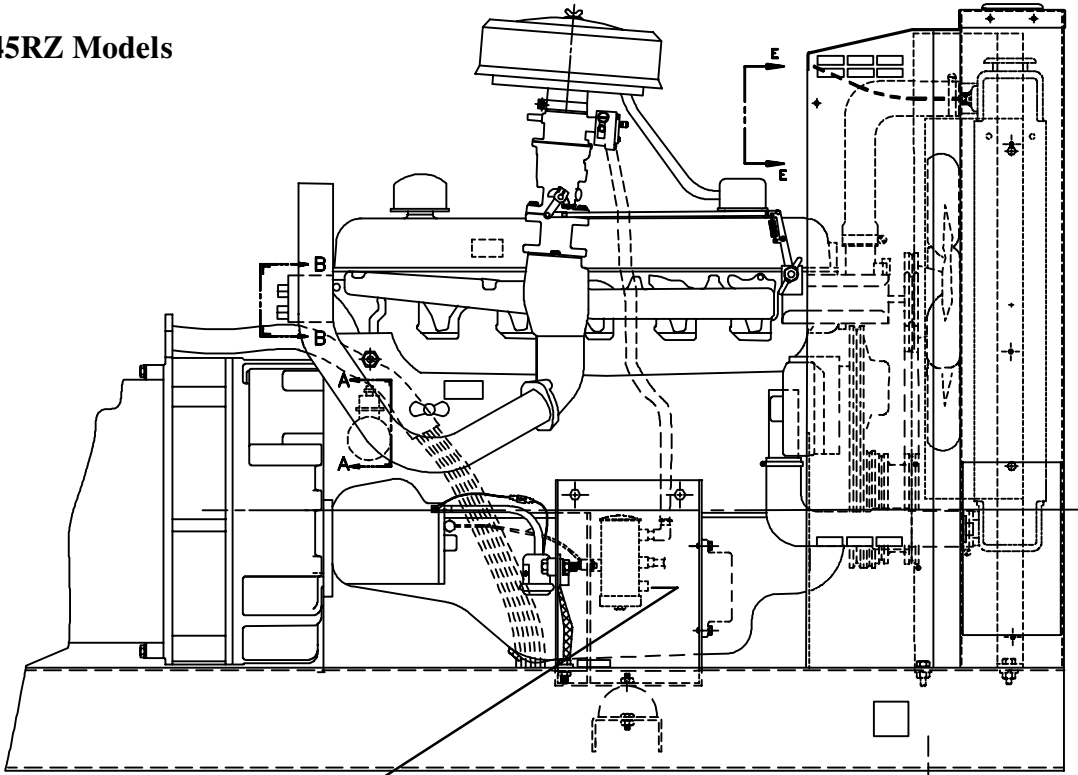
INSTALLATION

Use illustration to mount the flexible fuel line kit. Apply pipe sealant to all threaded fittings. Refer to Parts Listing for description of components.

Parts Listing

Part No.	Qty.	Description
X-309-16	2	Clamp, hose
X-380-1	1	Connector, 1/8NPT x 1/4 in. ID hose
X-386-56	1	Line, flex. fuel 1/4 in. ID

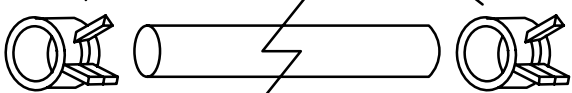
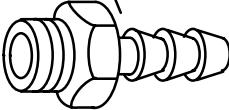
33/45RZ Models



G-255000

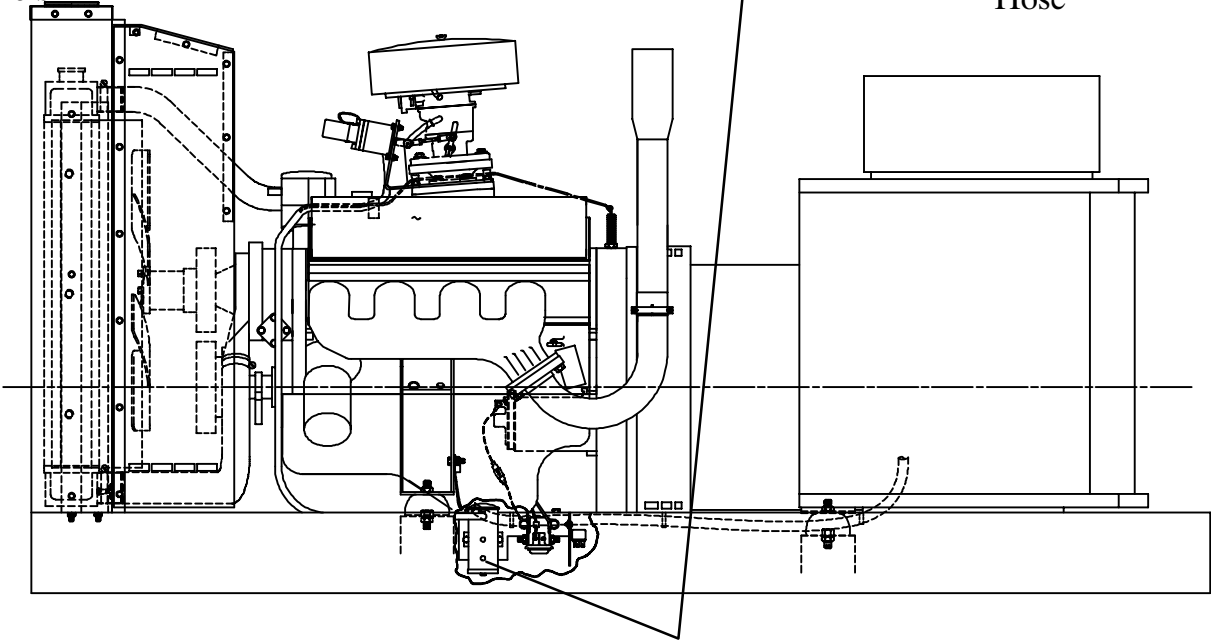
X-380-1
Connector,
Hose

X-309-16
Clamp, hose



X-386-56
Hose

50-70RZ Models



CN-255000

Figure 1. Fuel Line Connections