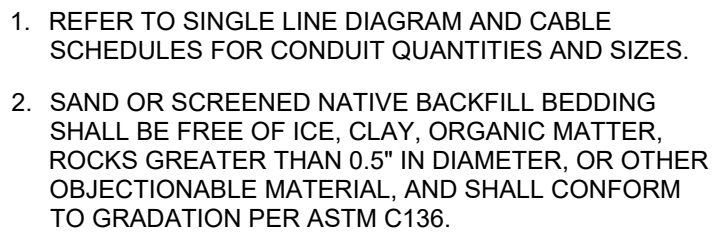
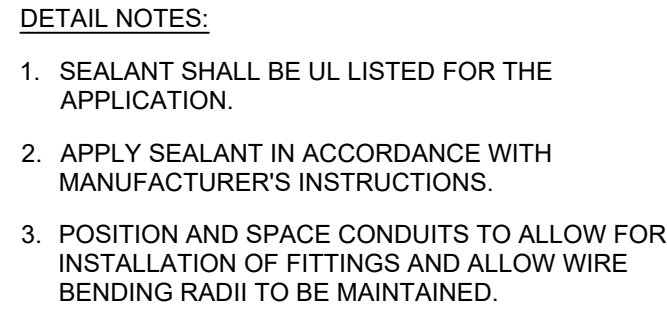
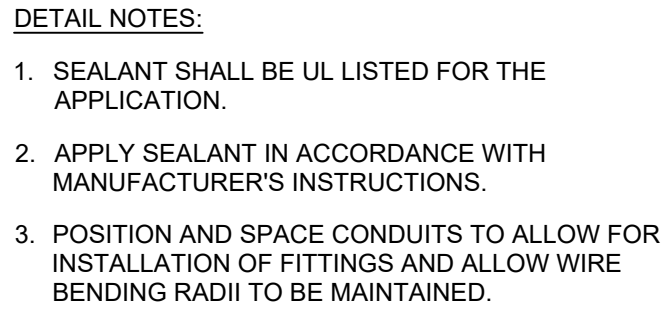
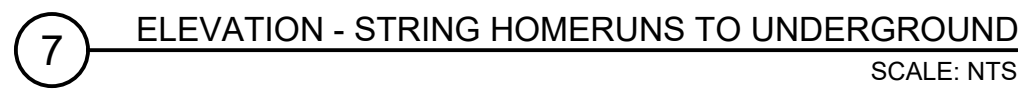


DETAIL NOTES:

1. SEALANT SHALL BE UL LISTED FOR THE APPLICATION.
2. APPLY SEALANT IN ACCORDANCE WITH MANUFACTURER'S INSTRUCTIONS.
3. POSITION AND SPACE CONDUITS TO ALLOW FOR INSTALLATION OF FITTINGS AND ALLOW WIRE BENDING RADII TO BE MAINTAINED.



3 PVC CONDUIT TERMINATION DETAIL - EQUIPMENT PAD
SCALE: NTS



6 EQUIPMENT PAD TO DIRECT BURIAL TRANSITION SCALE: NTS

E-605