

Detail Bill of Material

Project Name:	NEXAMP - 138883 CEMETARY SUN (RMC# 250103)	Negotiation No:	H1ET0407X5K8
General Order No:		Alternate No:	0000

Item No.	Qty	Product	Description	
	2	Switchboards	Pow-R-Line Xpert Switchboard, Front Access/ Front and Rear Align, Type 3R (nonwalk-in) Flat Roof, 600Y/347V 3-Phase 4-Wire, 4000 Tin Plated Aluminum, Minimum Interrupting Rating: 65kA, Bus Bracing Rating: 65kA, Depth: 48 In	\$117,128.00 each \$234,256.00 lot
		Catalog No	MSUAGINNANE10NNDF1A1B3CX	
		Designation	3200A W/ 3200CT	
Structure	1	4000 Amp AL Bussed Transformer Connection Structure	Transformer fan control power Vertical Isol. Barrier (Service Entrance)	
Structure	2	4000 Amp AL Main Structure	Vertical Isol. Barrier (Service Entrance) Ground Lugs(s) Compartment 1 - Metering And Surge Protective Device (SPD) 4000 Amp CT's only (3) wired to shorting block SPD Series 250kA SPD, Basic w/ Fusible Disconnect Compartment 2 - Breaker 4000A 3P Power Defense SB Brkr SPN-C4N [Fixed-Manual] PXR20 LSIG w/ARMS and Modbus RTU Local using breaker interface	

Detail Bill of Material

Project Name:	NEXAMP - 138883 CEMETARY SUN (RMC# 250103)	Negotiation No:	H1ET0407X5K8
General Order No:		Alternate No:	0000

Structure

- 3 4000 Amp AL Distribution Structure**
Compartment 1 - Breaker 350A, 3P PDG33P Breaker [400A Frame]
 Thermal Mag Trip - Standard
 Mechanical (1) 2/0-500 kcmil
Compartment 2 - Breaker 125A, 3P PDG33P Breaker [400A Frame]
 Trip Unit Amps 125A, Sensor 125A
 PXR10 LSI Trip Unit
 Mechanical (1) 2/0-500 kcmil
Compartment 3 - Breaker 350A, 3P PDG33P Breaker [400A Frame]
 Thermal Mag Trip - Standard
 Mechanical (1) 2/0-500 kcmil
Compartment 4 - Breaker 350A, 3P PDG33P Breaker [400A Frame]
 Thermal Mag Trip - Standard
 Mechanical (1) 2/0-500 kcmil
Compartment 5 - Breaker 350A, 3P PDG33P Breaker [400A Frame]
 Thermal Mag Trip - Standard
 Mechanical (1) 2/0-500 kcmil
Compartment 6 - Breaker 350A, 3P PDG33P Breaker [400A Frame]
 Thermal Mag Trip - Standard
 Mechanical (1) 2/0-500 kcmil
Compartment 7 - Breaker 350A, 3P PDG33P Breaker [400A Frame]
 Thermal Mag Trip - Standard
 Mechanical (1) 2/0-500 kcmil
Compartment 8 - Breaker 350A, 3P PDG33P Breaker [400A Frame]
 Thermal Mag Trip - Standard
 Mechanical (1) 2/0-500 kcmil
Compartment 9 - Breaker 350A, 3P PDG33P Breaker [400A Frame]
 Thermal Mag Trip - Standard
 Mechanical (1) 2/0-500 kcmil
Compartment 10 - Breaker 350A, 3P PDG33P Breaker [400A Frame]
 Thermal Mag Trip - Standard
 Mechanical (1) 2/0-500 kcmil
Compartment 11 - Breaker 350A, 3P PDG33P Breaker [400A Frame]
 Thermal Mag Trip - Standard
 Mechanical (1) 2/0-500 kcmil
Compartment 12 - Breaker 350A, 3P PDG33P Breaker [400A Frame]
 Thermal Mag Trip - Standard
 Mechanical (1) 2/0-500 kcmil
Compartment 13 - Breaker 3P PD3-P
Compartment 14 - Breaker 3P PD3-P

Qty List of Materials

- | | |
|----|--|
| 3 | Type 3R (nonwalk-in) Flat Roof |
| 3 | Heater Package - (CPT, heater, thermostat, fused disconnect) |
| 1 | Service Entrance Label |
| 1 | 4000 Amp AL Distribution Structure |
| 12 | Mechanical (1) 2/0-500 kcmil |
| 1 | Auxiliary switch, 1 NO & 1 NC Aux Contact |
| 1 | 4000 Amp AL Bussed Transformer Connection Structure |
| 1 | Transformer fan control power |
| 2 | Vertical Isol. Barrier (Service Entrance) |
| 1 | 4000 Amp AL Main Structure |
| 1 | 4000 Amp CT's only (3) wired to shorting block |
| 1 | SPD Series 250kA SPD, Basic w/ Fusible Disconnect |
| 1 | Auxiliary Switch, 4 Form C |
| 1 | Shunt Trip (100-127Vac/Vdc) |
| 14 | Ground Lugs(s) |

Detail Bill of Material

Project Name:	NEXAMP - 138883 CEMETARY SUN (RMC# 250103)	Negotiation No:	H1ET0407X5K8
General Order No:		Alternate No:	0000

Qty	List of Materials
1	Microgrid/Solar: Remove Line/Load labels on all overcurrent protective devices
1	2P-20A Fused Switch to DAS
1	Wire NC aux contact of grounding xfmr breaker to shunt trip of MCB. Power off CPT.
1	remove Transformer fan control power
1	Add fused voltage taps for voltage sensing
1	Made in America
1	PLEASE USE 3200:5A CTS
11	350A, 3P PDG33P Breaker [400A Frame], Trip 350 A, Thermal Mag, (1) 2/0-500 kcmil, Mechanical
2	3P PD3-P
1	125A, 3P PDG33P Breaker [400A Frame], Trip 125 A, PXR10 LSI, (1) 2/0-500 kcmil, Mechanical
1	4000A 3P Power Defense SB Brkr SPN-C4N [Fixed-Manual], Trip 3200 A, PXR20 LSIG w/ARMS and Modbus RTU

Eaton Selling Policy 25-000 applies.

All orders must be released for manufacture within 90 days of date of order entry. If approval drawings are required, drawings must be returned approved for release within 60 days of mailing. If drawings are not returned accordingly, and/or if shipment is delayed for any reason, the price of the order will increase by 1.0% per month or fraction thereof for the time the shipment is delayed.

Seller shall not be responsible for any failure to perform, or delay in performance of, its obligations resulting from the COVID-19 pandemic or any future epidemic, and Buyer shall not be entitled to any damages resulting thereof.

Switchboard General Information

Pow-R-Line Xpert - Specifications

Quantity: 2

Alignment: Front Access/ Front and Rear Align

Service: 600Y/347V 3-Phase 4-Wire

Minimum Interrupt Rating: 65 kA

Bus Specifications

Bus Amps: 4000

Neutral Amps: 4000

Bus Material: Tin Plated Aluminum

Bus Bracing Rating: 65kA

Heat Test

Ground Bus Material: Tin Plated Aluminum Ground Bus Bolted To Frame, (1) #6-350 kcmil Ground Lug

Incoming/Outgoing Information

Incoming Entry: Transformer Connection

Incoming Location: Left

Incoming Qty & Size: None

Structure Specifications

Service Entrance

Enclosure Type: Type 3R (nonwalk-in) Flat Roof

Enclosure: Outdoor Enclosure Configuration Per EUSERC Dwg 354

Heater package - (CPT, heater, thermostat, fused disconnect)

Special Notes / Common Mods

Qty Description

Catalog Number

-- 2P-20A Fused Switch to DAS

CN63

-- Wire NC aux contact of grounding xfmr breaker to shunt trip of MCB. Power off CPT.

CN63

-- remove Transformer fan control power

CN63

-- Add fused voltage taps for voltage sensing

CN63

-- PLEASE USE 3200:5A CT'S

CN63

Enclosure properties

Struct #

Description/Modifications

1

Bussed transformer connection structure (Incoming Auxiliary Pull Section)

Xfo Fan Control Power

2

Main device (Main Structure)

, ,

Groundlugs: 14

3

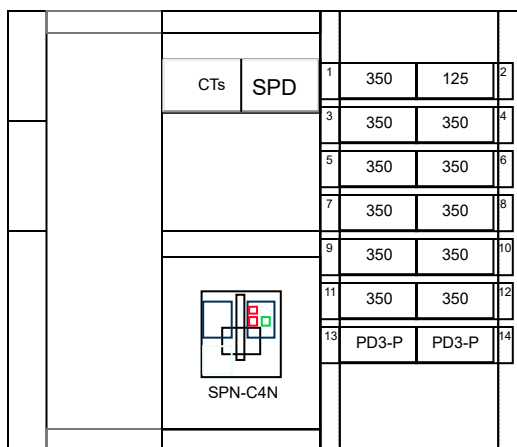
50x chassis mounted feeders (Feeder Structure)

The information on this document is created by Eaton Corporation. It is disclosed in confidence and it is only to be used for the purpose in which it is supplied.

PREPARED BY		DATE	Eaton SumterSC		
JEREMY HENDERSON		4/24/2025			
APPROVED BY		DATE	JOB NAME NEXAMP - 138883 CEMETARY SUN (RMC# 250103)		
			DESIGNATION 3200A W/ 3200CT		
VERSION		TYPE	DRAWING TYPE		
9.0.36.3		Switchboards	CustAppr		
REVISION	DWG SIZE		G.O.	ITEM	SHEET
0	DwgA				1 of 4

TXF
CONN
Width
Includes
5 in Throat

Front View



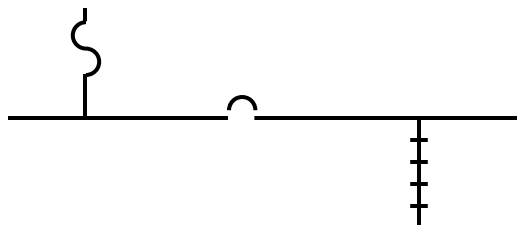
Struct

Depth

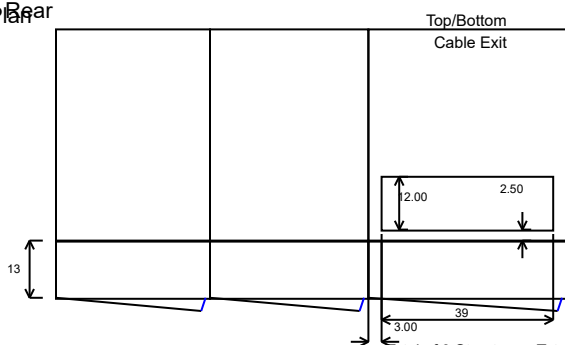
Width

1	*	2	*	3	*
48		48		48	
35		36		45	

Power Flow



Floor Plan



Total of 3 Structures, Total Weight of 3306 Weight-Lbs. with Front Hinged Doors.
Total of 3 Structures, Total Width of 116 Inches with Front Hinged Doors.

Structure	1	2	3			
Ship-Inches	35.00	36.00	45.00			
Ship-MM	889	914	1143			
Width-Inches	35.00	36.00	45.00			
Width-MM	889	914	1143			
Depth(Inner)-In.	48.00	48.00	48.00			
Depth(Inner)-MM	1219	1219	1219			
Depth(Outer)-In.	61.00	61.00	61.00			
Depth(Outer)-MM	1549	1549	1549			
Height-Inches	90.00	90.00	90.00			
Height-MM	2286	2286	2286			
Weight-Lbs.(Est.)	790	1098	1418			
Weight-Kg.(Est.)	358	498	643			

The information on this document is created by Eaton Corporation. It is disclosed in confidence and it is only to be used for the purpose in which it is supplied.

PREPARED BY JEREMY HENDERSON	DATE 4/24/2025	Eaton	SumterSC
APPROVED BY	DATE	JOB NAME NEXAMP - 138883 CEMETARY SUN (RMC# 250103)	DESIGNATION 3200A W/ 3200CT
VERSION 9.0.36.3	TYPE Switchboards	DRAWING TYPE CustAppr	
REVISION 0	DWG SIZE DwgA	G.O.	ITEM
			SHEET 2 of 4

NEG-ALT Number
H1ET0407X5K8-0000

Switchboard Units Information

Str#	Unit	Description/Modifications	Nameplate
1			
2		<p>Main Breaker - Ind Mtd-4000A 3P Power Defense SB Brkr SPN-C4N [Fixed-Manual], Trip(Ir) 3200A., PXR20 LSIG w/ARMS and Modbus RTU, 100 % rated</p> <p>ARMS Operation - Local using breaker interface</p> <p>Shunt Trip: 100-127Vac/Vdc</p> <p>Auxiliary Switch: 4 Form C</p> <p>4000 Amp CT's only (3) wired to shorting block</p> <p>SPD Series 250kA SPD, Basic w/ Fusible Disconnect</p>	
3	1	<p>Feeder Breaker - Chassis Mtd-350A, 3P PDG33P Breaker [400A Frame], Trip(Ir) 350A., Thermal Mag</p> <p>Terminals, Mechanical, (1) 2/0-500 kcmil</p> <p>Neutral Terminal, (1) #4-500 kcmil</p>	
	2	<p>Feeder Breaker - Chassis Mtd-125A, 3P PDG33P Breaker [400A Frame], Trip(Ir) 125A., PXR10 LSI</p> <p>, Trip Unit Sensor Rating(In): 125A</p> <p>Terminals, Mechanical, (1) 2/0-500 kcmil</p> <p>Auxiliary switch: 1 NO & 1 NC Aux Contact</p> <p>Neutral Terminal, (1) #4-500 kcmil</p>	
	3	<p>Feeder Breaker - Chassis Mtd-350A, 3P PDG33P Breaker [400A Frame], Trip(Ir) 350A., Thermal Mag</p> <p>Terminals, Mechanical, (1) 2/0-500 kcmil</p> <p>Neutral Terminal, (1) #4-500 kcmil</p>	
	4	<p>Feeder Breaker - Chassis Mtd-350A, 3P PDG33P Breaker [400A Frame], Trip(Ir) 350A., Thermal Mag</p> <p>Terminals, Mechanical, (1) 2/0-500 kcmil</p> <p>Neutral Terminal, (1) #4-500 kcmil</p>	
	5	<p>Feeder Breaker - Chassis Mtd-350A, 3P PDG33P Breaker [400A Frame], Trip(Ir) 350A., Thermal Mag</p> <p>Terminals, Mechanical, (1) 2/0-500 kcmil</p> <p>Neutral Terminal, (1) #4-500 kcmil</p>	
	6	<p>Feeder Breaker - Chassis Mtd-350A, 3P PDG33P Breaker [400A Frame], Trip(Ir) 350A., Thermal Mag</p> <p>Terminals, Mechanical, (1) 2/0-500 kcmil</p> <p>Neutral Terminal, (1) #4-500 kcmil</p>	
	7	<p>Feeder Breaker - Chassis Mtd-350A, 3P PDG33P Breaker [400A Frame], Trip(Ir) 350A., Thermal Mag</p> <p>Terminals, Mechanical, (1) 2/0-500 kcmil</p> <p>Neutral Terminal, (1) #4-500 kcmil</p>	
	8	<p>Feeder Breaker - Chassis Mtd-350A, 3P PDG33P Breaker [400A Frame], Trip(Ir) 350A., Thermal Mag</p> <p>Terminals, Mechanical, (1) 2/0-500 kcmil</p> <p>Neutral Terminal, (1) #4-500 kcmil</p>	

<p>The information on this document is created by Eaton Corporation. It is disclosed in confidence and it is only to be used for the purpose in which it is supplied.</p>	PREPARED BY	DATE	<p>Eaton SumterSC</p>		
	JEREMY HENDERSON	4/24/2025			
	APPROVED BY	DATE	JOB NAME	NEXAMP - 138883 CEMETARY SUN (RMC# 250103)	
			DESIGNATION	3200A W/ 3200CT	
	VERSION	TYPE		DRAWING TYPE	
	9.0.36.3	Switchboards		CustAppr	
NEG-ALT Number	REVISION	DWG SIZE	G.O.	ITEM	SHEET
H1ET0407X5K8-0000	0	DwgA			3 of 4

- 9 Feeder Breaker - Chassis Mtd-350A, 3P PDG33P Breaker [400A Frame], Trip(Ir) 350A., Thermal Mag
Terminals, Mechanical, (1) 2/0-500 kcmil
Neutral Terminal, (1) #4-500 kcmil
 - 10 Feeder Breaker - Chassis Mtd-350A, 3P PDG33P Breaker [400A Frame], Trip(Ir) 350A., Thermal Mag
Terminals, Mechanical, (1) 2/0-500 kcmil
Neutral Terminal, (1) #4-500 kcmil
 - 11 Feeder Breaker - Chassis Mtd-350A, 3P PDG33P Breaker [400A Frame], Trip(Ir) 350A., Thermal Mag
Terminals, Mechanical, (1) 2/0-500 kcmil
Neutral Terminal, (1) #4-500 kcmil
 - 12 Feeder Breaker - Chassis Mtd-350A, 3P PDG33P Breaker [400A Frame], Trip(Ir) 350A., Thermal Mag
Terminals, Mechanical, (1) 2/0-500 kcmil
Neutral Terminal, (1) #4-500 kcmil
 - 13 Feeder Breaker - Chassis Mtd-3P PD3-P, PROVISIONS FOR BREAKER ONLY
Neutral Terminal, (1) #4-500
 - 14 Feeder Breaker - Chassis Mtd-3P PD3-P, PROVISIONS FOR BREAKER ONLY
Neutral Terminal, (1) #4-500
-

The information on this document is created by Eaton Corporation. It is disclosed in confidence and it is only to be used for the purpose in which it is supplied.	PREPARED BY		DATE	Eaton SumterSC		
	JEREMY HENDERSON		4/24/2025			
	APPROVED BY		DATE	JOB NAME	NEXAMP - 138883 CEMETARY SUN (RMC# 250103)	
				DESIGNATION	3200A W/ 3200CT	
NEG-ALT Number H1ET0407X5K8-0000	VERSION		TYPE		DRAWING TYPE	
	9.0.36.3		Switchboards		CustAppr	
	REVISION	DWG SIZE	G.O.	ITEM	SHEET	
	0	DwgA			4 of 4	

